

因應新冠病毒 校園數位學習解決方案

圖書資訊館數位教學組

校內分機：1512、1514與1528

E-mail: box168@mail.cnu.edu.tw



Hangouts Meet

Google 同步視訊會議

嘉南藥理大學 G Suite 教育版服務設定

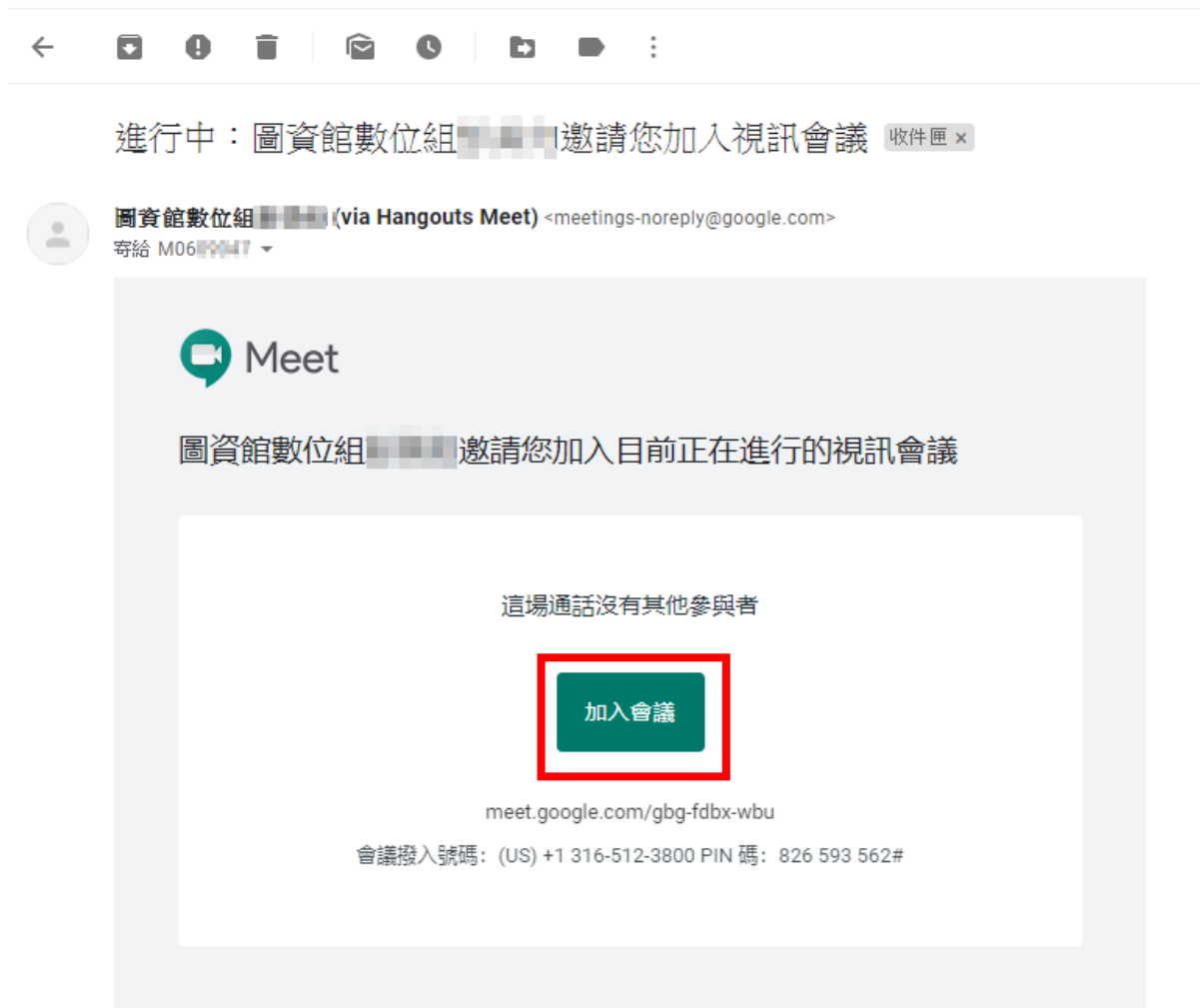
- [嘉藥 G Suite 教育服務](#) (←相關說明連結)
- 學生：
 - ① **不需申請**，入學第一學期開學，經[啟用帳號](#)後，即可開始使用G Suite相關服務。
 - ② 忘記密碼：請下載「[電子郵件密碼重設申請表](#)」，申請密碼重設，並將申請文件送至Q314-1資訊服務組辦公室。



Hangouts Meet

學生端

被邀請加入視訊會議(由教師邀請-立即會議)



學生到信箱收信，點選【加入會議】

被邀請加入視訊會議(由教師邀請-日曆)

The screenshot displays a Google Calendar interface for April 2020. A meeting invitation for "OO課程-遠距" (OO Course - Distance) is highlighted on April 9th (Thursday) from 7:30 PM to 8:30 PM. The invitation details are shown in a pop-up window:

- Meeting Title:** OO課程-遠距
- Time:** 4月 9日 (星期四) · 下午7:30 - 8:30
- Join Link:** 加入 Hangouts Meet 會議 (meet.google.com/bxj-ouui-hws)
- Phone Number:** 透過電話加入 +1 801-997-6048 PIN 碼: 941 153 221#
- Participants:** 2 位邀請對象 (1 人接受, 1 人還沒回覆)
- Organizer:** clockvivi@gm.cnu.edu.tw (主辦人)
- Co-organizer:** m0609047@gm.cnu.edu.tw
- Reminder:** 10 分鐘前
- Calendar:** clockvivi@gm.cnu.edu.tw

The calendar also shows various holidays such as Children's Day Holiday, Qingming Festival, and Labor Day.

學生到日曆，點選【加入HANGOUTS MEET會議】

被邀請加入視訊會議(學生自行點連節)

如要加入這場視訊會議，請按一下這個連結：

<https://meet.google.com/tsg-anen-dfn>

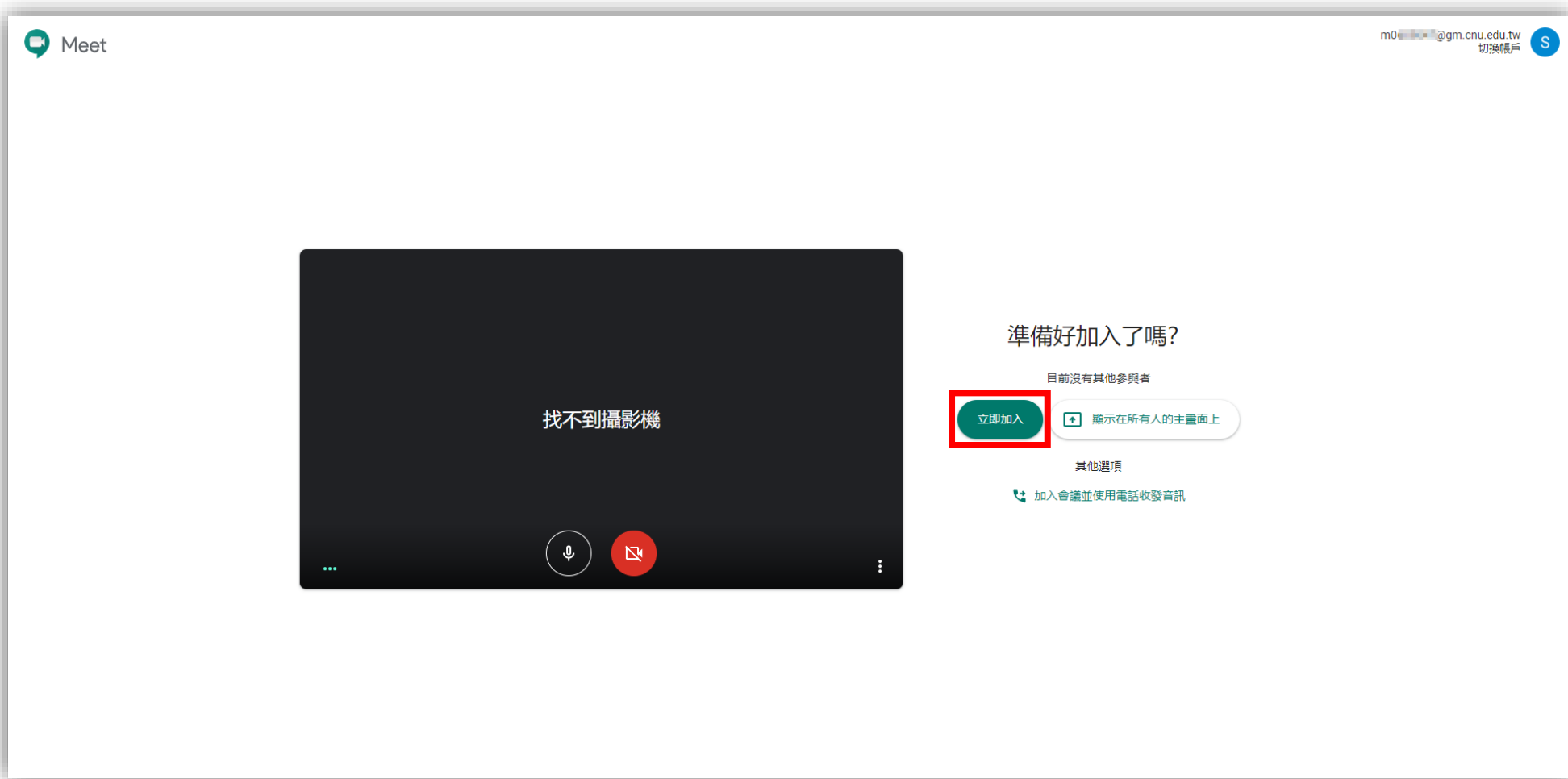
僅為範例，請勿直接使用此連結，謝謝！

由老師提供連結，直接點選網址



電腦版

加入視訊會議



點選【立即加入】

視訊會議ING

學生端

參與人名單

文字對話

The screenshot shows a Zoom meeting interface with several key elements highlighted by red boxes and red text annotations:

- Participant List:** A box on the right highlights the participant list, showing "新增成員" (Add members) and a list of participants including "圖書館數位組 (你)" and "Shih Huang".
- Chat Window:** A box on the right highlights the chat window, showing a message from "你" (You) at 下午5:29 with the content "1231321321" and "45465".
- Meeting Info Panel:** A box at the bottom left highlights the meeting information panel, showing "會議參加資訊" (Meeting join info), the URL "https://meet.google.com/tsg-anen-dfn", and the meeting ID "會議撥入號碼: (US) +1 402-772-0163 PIN 碼: 189 854 932#".
- Meeting Controls:** At the bottom center, there are icons for microphone, video, and chat. At the bottom right, there is a button labeled "立即進行簡報" (Start presentation).

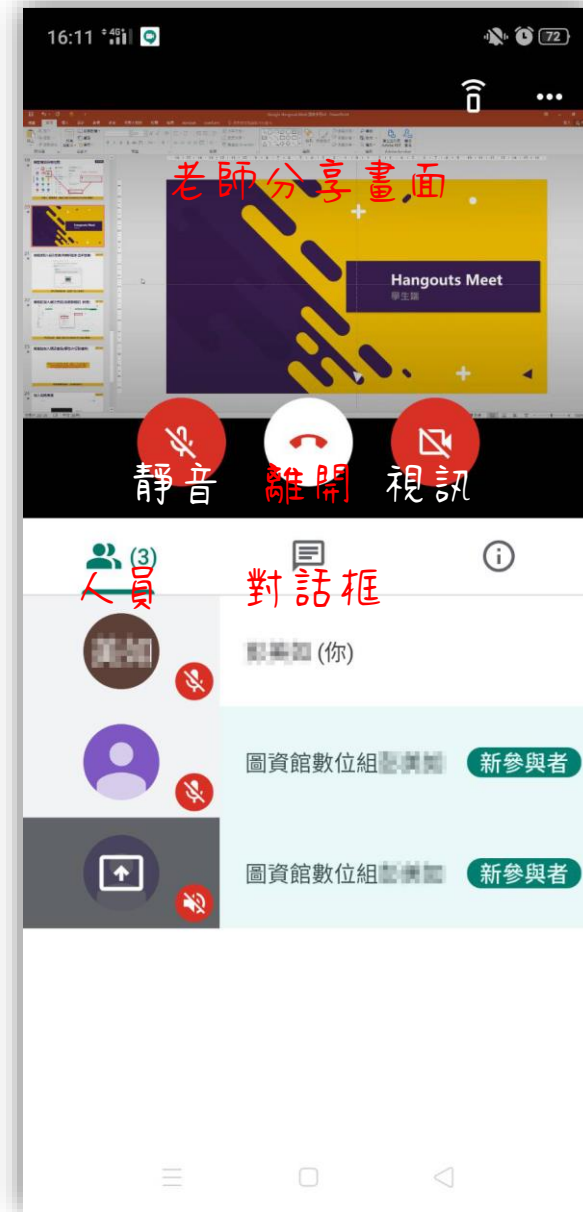

Red text annotations include "參與人名單" (Participant list) pointing to the participant list, "文字對話" (Text chat) pointing to the chat window, and "會議詳細資料 ^ 會議連結網址" (Meeting details ^ meeting link URL) pointing to the meeting info panel.

使用畫面

The background features a diagonal split between a dark purple left side and a bright yellow right side. Overlaid on this are various geometric shapes: white plus signs, white circles, and dark purple shapes including a triangle and a small dot. The text '手機APP版' is centered on the yellow side.

手機APP版

APP會議ING



手機下載HANGOUTS MEET，點選網址即可進入。



THE END